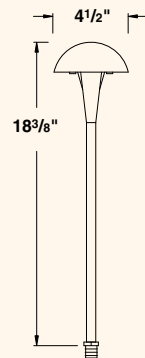
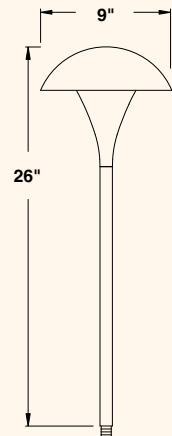




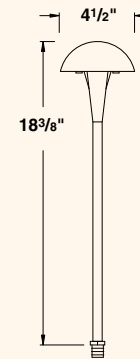
4206
Aluminum
20 W max (halogen)
T3 Lamp or LED
LN-10 T3 Std



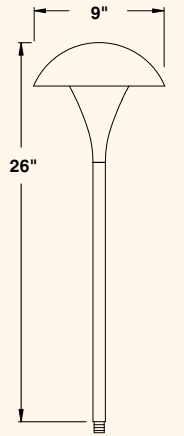
9202
Aluminum
20 W max (halogen)
T3 Lamp or LED
LN-10 T3 Std



4306
Brass
20 W max (halogen)
T3 Lamp or LED
LN-10 T3 Std



9302
Brass
20 W max (halogen)
T3 Lamp or LED
LN-10 T3 Std



	HOUSING	STEM	FINISH	MOUNTING
4206	» Die-cast » Copper-free aluminum	» 1/4" Pipe » Schedule 40 aluminum	» Polyester powder-coated finish. See ordering information for available colors.	» 1/2" NPT custom bushing on bottom of stem » Stress dispersing collar
9202	» Die-cast » Copper-free aluminum	» 1/2" Pipe » Schedule 40 aluminum	» Polyester powder-coated finish. See ordering information for available colors.	» Bottom of stem threaded with 1/2" NPT
4306	» Cast » Solid brass	» 1/4" Pipe » Heavy Gauge brass	» Available in Natural Brass or Olde Brass	» 1/2" NPT custom bushing on bottom of stem » Stress dispersing collar
9302	» Cast » Solid brass	» 1/2" Pipe » Heavy Gauge brass	» Available in Natural Brass or Olde Brass	» Bottom of stem threaded with 1/2" NPT

SOCKET/LAMP HOLDER
» Proprietary ceramic socket » Nickel contacts » Stainless steel springs » Teflon-jacketed wire leads
LENS
» Prismatic spread lens » High impact polycarbonate
LAMP TYPE
» Standard lamp included with fixture. For other lamp and wattage options see Lamp Guide, pages 128-130.
PHOTOMETRICS
» For photometric data, see pages 131-149.

MOUNTING
» Fixture may be mounted into threaded hubs in junction boxes, ground stakes, or mounting canopies. » See ordering information for mounting options. For optional mounting accessories, see pages 126-127.
FASTENERS
» Stainless steel fasteners
WIRING
» Prewired with a three-foot pigtail of 18-2 direct-burial cable and underground connectors for a secure connection to the supply cable.

LED SPECIFICATIONS Look for this mark on products where LED options are available.

LED Lamp	Integrated LED
High Output Plug-in LED lamp with Vista exclusive smart-driver, powered to operate for 30,000 hours with an operating voltage of 9-15 VAC. See page 128 for extended specifications and options.	High Output LED lamp assembly with Vista exclusive smart-driver, powered to operate for 50,000 hours with an operating voltage of 9-15 VAC. See page 130 for extended specifications and options.

ORDERING INFORMATION Select appropriate choice from each column example: PR-4206-B-10 T3

Mounting	No.	Finish	Lamp	Lenses/Accessories
PR Ground stake	4206 9202	B Black Z Architectural Bronze DZ Dark Bronze LZ Light Bronze SB Special Bronze G Verde P Pewter BR Architectural Brick GT Granite TC Terracotta R Rust HG Hunter Green M Mocha WB Weathered Bronze WI Weathered Iron W White	LAMP See reference codes, pages 128-130 INTEGRATED LED See reference codes, page 130, group B	FR Flat Frosted Lens
	4306 9302	BSN Natural Brass BSO Brass w/Olde Brass finish		

NOTE: not all accessories are available for all fixtures. See footnotes below before ordering. Fixtures shipped with standard lamp, unless otherwise specified, and with specified mounting hardware.