
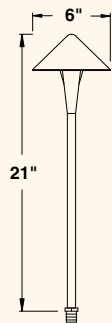
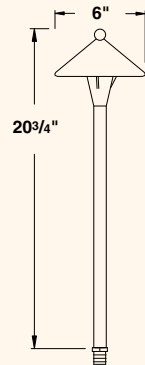




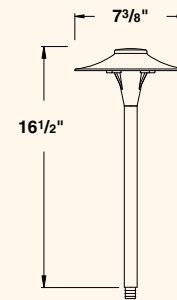
**6500**  
Aluminum  
20 W max (halogen)  
T3 Lamp or LED  
LN-10 T3 Std



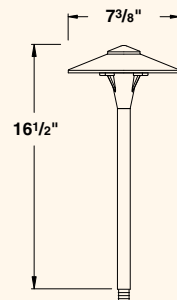
**6501**  
Aluminum  
20 W max (halogen)  
T3 Lamp or LED  
LN-10 T3 Std



**4700**  
Aluminum  
20 W max (halogen)  
T3 Lamp or LED  
LN-10 T3 Std



**4704**  
Aluminum  
20 W max (halogen)  
T3 Lamp or LED  
LN-10 T3 Std



	STEM	MOUNTING
4700		
4704	<ul style="list-style-type: none"> <li>» 1/2" Pipe</li> <li>» Schedule 40 aluminum</li> </ul>	<ul style="list-style-type: none"> <li>» Bottom of stem threaded with 1/2" NPT</li> <li>» Fixture may be mounted into threaded hubs in junction boxes, ground stakes, or mounting canopies.</li> <li>» See ordering information for mounting options. For optional mounting accessories, see pages 126-127.</li> </ul>
6501		
6500	<ul style="list-style-type: none"> <li>» 1/4" Pipe</li> <li>» Schedule 40 aluminum</li> </ul>	<ul style="list-style-type: none"> <li>» 1/2" NPT custom bushing on bottom of stem</li> <li>» Stress dispersing collar</li> <li>» Fixture may be mounted into threaded hubs in junction boxes, ground stakes, or mounting canopies.</li> <li>» See ordering information for mounting options. For optional mounting accessories, see pages 126-127.</li> </ul>

HOUSING
<ul style="list-style-type: none"> <li>» Die-cast</li> <li>» Copper-free aluminum</li> </ul>
FINISH
<ul style="list-style-type: none"> <li>» Polyester powder-coated finish. See ordering information for available colors.</li> </ul>
SOCKET/LAMP HOLDER
<ul style="list-style-type: none"> <li>» Proprietary ceramic socket</li> <li>» Nickel contacts</li> <li>» Stainless steel springs</li> <li>» Teflon-jacketed wire leads</li> </ul>
LENS
<ul style="list-style-type: none"> <li>» Prismatic spread lens</li> <li>» High impact polycarbonate</li> </ul>
LAMP TYPE
<ul style="list-style-type: none"> <li>» Standard lamp included with fixture. For other lamp and wattage options see Lamp Guide, pages 128-130.</li> </ul>
PHOTOMETRICS
<ul style="list-style-type: none"> <li>» For photometric data, see pages 131-149.</li> </ul>
FASTENERS
<ul style="list-style-type: none"> <li>» Stainless steel fasteners</li> </ul>
WIRING
<ul style="list-style-type: none"> <li>» Prewired with a three-foot pigtail of 18-2 direct-burial cable and underground connectors for a secure connection to the supply cable.</li> </ul>

**LED SPECIFICATIONS** Look for this mark on products where LED options are available.

LED Lamp	Integrated LED
----------	----------------

High Output Plug-in LED lamp with Vista exclusive smart-driver, powered to operate for 30,000 hours with an operating voltage of 9-15 VAC. See page 128 for extended specifications and options.

High Output LED lamp assembly with Vista exclusive smart-driver, powered to operate for 50,000 hours with an operating voltage of 9-15 VAC. See page 130 for extended specifications and options.

**ORDERING INFORMATION** Select appropriate choice from each column example: PR-4700-B-10 T3

Mounting	No.	Finish	Lamp	Lenses/Accessories
PR Ground stake	4700 4704 6500 6501	B Black Z Architectural Bronze DZ Dark Bronze LZ Light Bronze SB Special Bronze G Verde P Pewter BR Architectural Brick GT Granite TC Terracotta R Rust HG Hunter Green M Mocha WB Weathered Bronze WI Weathered Iron W White	LAMP See reference codes, pages 128-130  INTEGRATED LED See reference codes, page 130, group B	FR Flat Frosted Lens

**NOTE:** not all accessories are available for all fixtures. See footnotes below before ordering. Fixtures shipped with standard lamp, unless otherwise specified, and with specified mounting hardware.