




## INSTALLATION INSTRUCTIONS

### FPC-170



These devices are designed to fit into low voltage lighting transformers, standard outlet boxes, post lamps, or wall packs.


The fixed-mount version is equipped with a 3/8"-18 threaded side mounting, locking nut, and washer gasket.

The swivel-mount units allow turning and adjusting of position relative to the sun rays. It also includes a sliding shield for adjustment of light sensitivity. Equipped with 1/2"-14 threaded stem, washer gasket, and locking nut

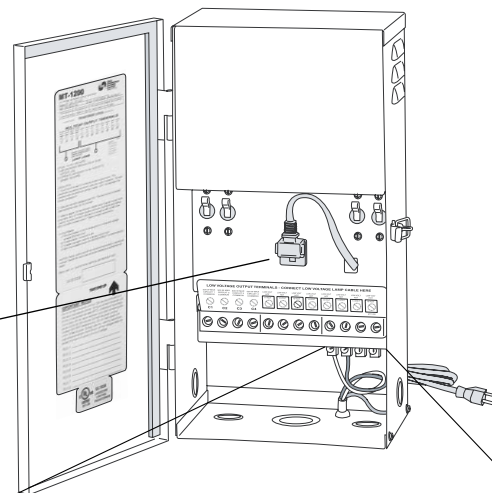
### FPC-160



### FPC-150



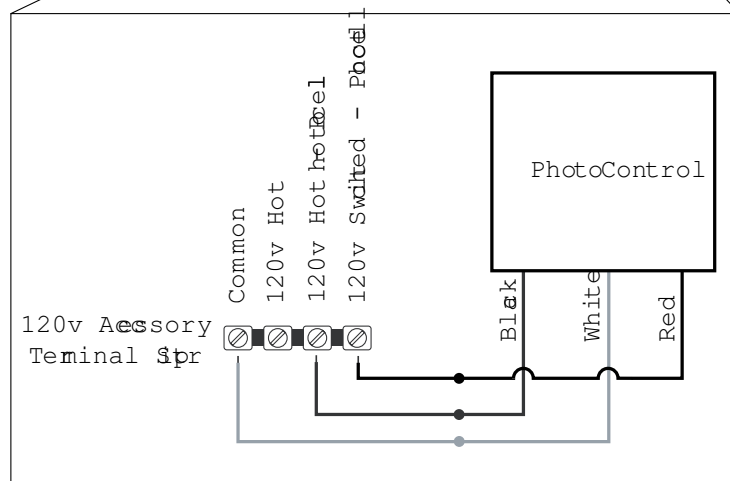
**FPC-150** designed for connection to Vista transformer 120-Volt accessory receptical



### Wiring Diagram:

(For wiring **FPC-160** or **FPC-170** to 120V accessory terminal strip)

For best results, position the photo control so it faces the north. If installed on the south side of a building, point the photo control to the east or west or towards the ground. Adjust the sensitivity with swivel and metal shield, if applicable.



Vista Professional Outdoor Lighting reserves the right to modify the design and/or construction of the fixture shown without further notification.