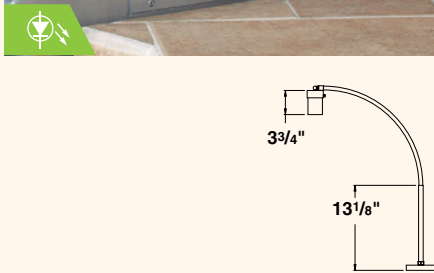
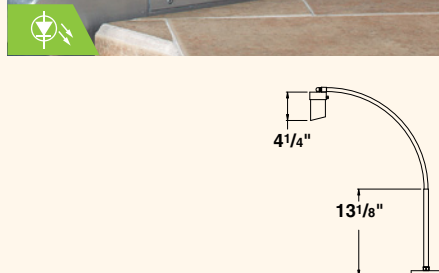


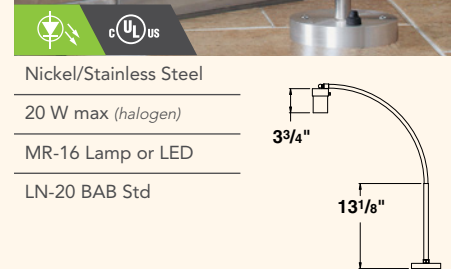
4014 Aluminum | 20 W max (halogen) | MR-16 Lamp or LED | LN-20 BAB Std



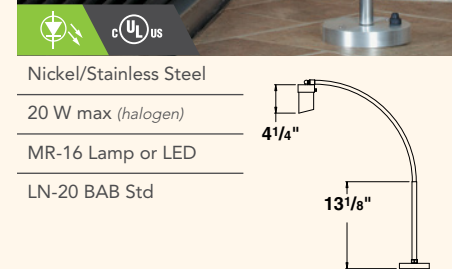
4015 Aluminum | 20 W max (halogen) | MR-16 Lamp or LED | LN-20 BAB Std



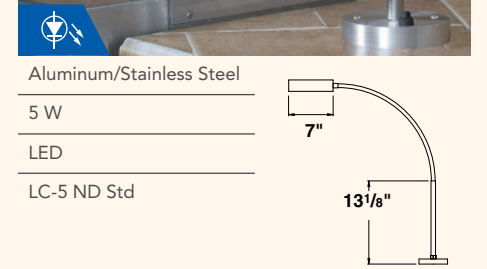
4016



4017



4018



	HOUSING	FINISH	LENS	LAMP TYPE
4014	» Extruded » Heavy gauge	» Black polyester powder-coated finished housing and base	» Clear » Tempered » Shock- and heat-resistant » Soda-lime glass » For optical effect lenses, see ordering information.	» Standard lamp included with fixture. For other lamp and wattage options see Lamp Guide, pages 128-130.
4015	» Copper-free aluminum	» Black PVC incased stem » UV resistant		
4016	» Extruded » Heavy gauge	» Natural finished aluminum housing and base » Nickel-plated stem		
4017	» Copper-free aluminum			
4018	» Stamped » 20-Gauge » 304 Stainless steel	» Natural finished stainless steel housing » Natural finished aluminum base » Nickel-plated stem	» Clear » High impact polycarbonate	» Standard LED included with fixture. For other LED and wattage options see LED Lamp Guide, page 130.

STEM	SOCKET/LAMP HOLDER	PHOTOMETRICS
» Adjustable » Heavy gauge » Nickel-plated stainless steel	» Proprietary ceramic socket » Nickel contacts » Stainless steel springs » Teflon-jacketed wire leads	» For photometric data, see pages 131-149.

MOUNTING	FASTENERS	WIRING
» Aluminum mounting canopy with weather-tight on/off switch	» Stainless steel fasteners	» Prewired with a three-foot pigtail of 18-2 SPT1 UV-resistant cable and weather resistant connectors for a secure connection to the supply cable.

LED SPECIFICATIONS Look for this mark on products where LED options are available.

LED Lamp	Integrated LED
High Output Plug-in LED lamp with Vista exclusive smart-driver, powered to operate for 30,000 hours with an operating voltage of 9-15 VAC. See page 128 for extended specifications and options.	High Output LED lamp assembly with Vista exclusive smart-driver, powered to operate for 50,000 hours with an operating voltage of 9-15 VAC. See page 130 for extended specifications and options.

ORDERING INFORMATION Select appropriate choice from each column **example: FL-4014-B-BAB**

Mounting	No.	Finish	Lamp	Lenses/Accessories
FL Flexible stem with aluminum mounting base	4014 4015	B Black	See reference codes, pages 128-130	BL Flat Cool Blue Lens SL Flat Spread Lens FR Flat Frosted Lens DBL Flat Dark Blue Lens GL Flat Dark Green Lens RL Flat Red Lens YL Flat Amber Lens HL Honeycomb Louver
	4016 4017	N Nickel-plated stainless steel		
	4018	N Nickel-plated stainless steel		INTEGRATED LED See reference codes, page 130, group B FR Flat Frosted Lens

NOTE: not all accessories are available for all fixtures. See footnotes below before ordering. Fixtures shipped with standard lamp, unless otherwise specified, and with specified mounting hardware.