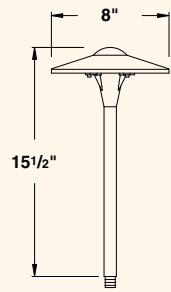
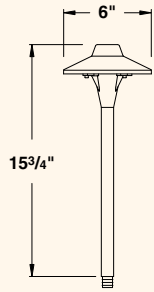




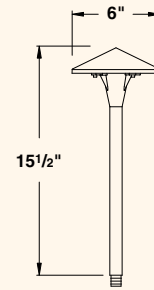
4708
Aluminum
2.5 W max
T3 LED Lamp
LNT3-2.5-W-D-LED Std



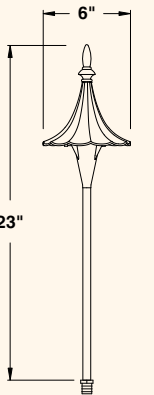
6507
Aluminum
2.5 W max
T3 LED Lamp
LNT3-2.5-W-D-LED Std



6509
Aluminum
2.5 W max
T3 LED Lamp
LNT3-2.5-W-D-LED Std



6511
Aluminum
2.5 W max
T3 LED Lamp
LNT3-2.5-W-D-LED Std



	STEM	MOUNTING	HOUSING
4708			» Die-cast » Copper-free aluminum
6507	» 1/2" Pipe » Schedule 40 aluminum	» Bottom of stem threaded with 1/2" NPT » Fixture may be mounted into threaded hubs in junction boxes, ground stakes, or mounting canopies. » See ordering information for mounting options. For optional mounting accessories, see pages 126-127.	FINISH » Polyester powder-coated finish. See ordering information for available colors.
6509			SOCKET/LAMP HOLDER » Proprietary ceramic socket » Nickel contacts » Stainless steel springs » Teflon-jacketed wire leads
6511	» 1/4" Pipe » Schedule 40 aluminum	» 1/2" NPT custom bushing on bottom of stem » Stress dispersing collar » Fixture may be mounted into threaded hubs in junction boxes, ground stakes, or mounting canopies. » See ordering information for mounting options. For optional mounting accessories, see pages 126-127.	LENS » Textured Tuffak® lens » Optically-tuned lens shape » Water-tight and dust-tight seal for constant optical performance » Impact-resistant
			LED TYPE » Standard LED lamp included with fixture.
			PHOTOMETRICS » For photometric data, see pages 131-149.
			FASTENERS » Stainless steel fasteners
			WIRING » Prewired with a three-foot pigtail of 18-2 direct-burial cable and underground connectors for a secure connection to the supply cable.

LED SPECIFICATIONS Look for this mark on products where LED options are available.

LED Lamp
High Output Plug-in LED lamp with Vista exclusive smart-driver, powered to operate for 30,000 hours with an operating voltage of 9-15 VAC. See page 128 for extended specifications and options.

ORDERING INFORMATION Select appropriate choice from each column **example: PR-4708-B-2.5-W-T3-FR**

Mounting	No.	Finish	Wattage	Color Temp.	Lamp	Lenses/Accessories
PR Ground stake	4708 6507 6509 6511	B Black Z Architectural Bronze DZ Dark Bronze LZ Light Bronze SB Special Bronze G Verde P Pewter BR Architectural Brick GT Granite TC Terracotta R Rust HG Hunter Green M Mocha WB Weathered Bronze WI Weathered Iron W White	2.5	W Warm	T3 T3 LED Lamp	FR Flat Frosted Lens

NOTE: not all accessories are available for all fixtures. See footnotes below before ordering. Fixtures shipped with standard lamp, unless otherwise specified, and with specified mounting hardware.