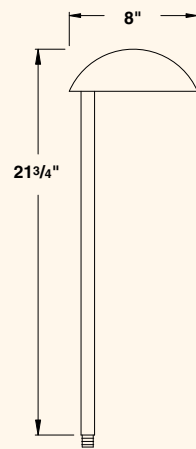
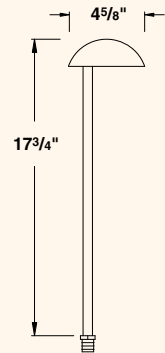




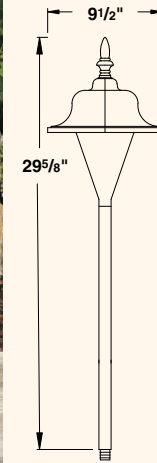
9211
Aluminum
20 W max (halogen)
T3 Lamp or LED
LN-10 T3 Std



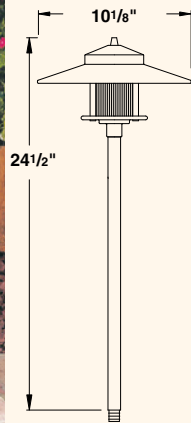
4211
Aluminum
20 W max (halogen)
T3 Lamp or LED
LN-10 T3 Std



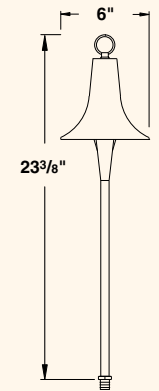
9250
Aluminum
20 W max (halogen)
T3 Lamp or LED
LN-10 T3 Std



9260
Aluminum
20 W max (halogen)
T3 Lamp or LED
LN-10 T3 Std



6550
Aluminum
20 W max (halogen)
T3 Lamp or LED
LN-10 T3 Std



	STEM	LENS	MOUNTING
4211	» 1/4" Pipe » Schedule 40 aluminum	» Clear » High impact polycarbonate	» 1/2" NPT custom bushing on bottom of stem » Stress dispersing collar
6550	» 1/4" Pipe » Schedule 40 aluminum	» Clear » High impact polycarbonate	» 1/2" NPT custom bushing on bottom of stem » Stress dispersing collar
9211	» 1/2" Pipe » Schedule 40 aluminum	» Clear » High impact polycarbonate	» Bottom of stem threaded with 1/2" NPT
9250	» 1/2" Pipe » Schedule 40 aluminum	» Clear » High impact polycarbonate	» Bottom of stem threaded with 1/2" NPT
9260	» 1/2" Pipe » Schedule 40 aluminum	» Prismatic spread lens » High impact polycarbonate	» Bottom of stem threaded with 1/2" NPT

HOUSING
» Die-cast » Copper-free aluminum
FINISH
» Polyester powder-coated finish. See ordering information for available colors.
SOCKET/LAMP HOLDER
» Proprietary ceramic socket » Nickel contacts » Stainless steel springs » Teflon-jacketed wire leads
LAMP TYPE
» Standard lamp included with fixture. For other lamp and wattage options see Lamp Guide, pages 128-130.
PHOTOMETRICS
» For photometric data, see pages 131-149.
MOUNTING
» Fixture may be mounted into threaded hubs in junction boxes, ground stakes, or mounting canopies. » See ordering information for mounting options. For optional mounting accessories, see pages 126-127.
FASTENERS
» Stainless steel fasteners
WIRING
» Prewired with a three-foot pigtail of 18-2 direct-burial cable and underground connectors for a secure connection to the supply cable.

LED SPECIFICATIONS Look for this mark on products where LED options are available.

LED Lamp	Integrated LED
High Output Plug-in LED lamp with Vista exclusive smart-driver, powered to operate for 30,000 hours with an operating voltage of 9-15 VAC. See page 128 for extended specifications and options.	High Output LED lamp assembly with Vista exclusive smart-driver, powered to operate for 50,000 hours with an operating voltage of 9-15 VAC. See page 130 for extended specifications and options.

ORDERING INFORMATION Select appropriate choice from each column **example: PR-9211-B-10 T3**

Mounting	No.	Finish	Lamp	Lenses/Accessories
PR Ground stake	4211 6550 9211 9250 9260	B Black Z Architectural Bronze DZ Dark Bronze LZ Light Bronze SB Special Bronze G Verde P Pewter BR Architectural Brick GT Granite TC Terracotta R Rust HG Hunter Green M Mocha WB Weathered Bronze WI Weathered Iron W White	LAMP See reference codes, pages 128-130 INTEGRATED LED See reference codes, page 130, group B	FR Flat Frosted Lens

NOTE: not all accessories are available for all fixtures. See footnotes below before ordering. Fixtures shipped with standard lamp, unless otherwise specified, and with specified mounting hardware.

