

3100 Series

UP & ACCENT FIXTURES

VISTA 3100 SERIES UP & ACCENT FIXTURES



*Features the Industry's First
Factory-Fitted Integrated
High Density Array (HDA) LEDs*



**LANDSCAPE
LIGHTING**

ABSOLUTELY BRILLIANT.

What an idea: an up & accent fixture that combines the energy-savings of LED with the flexibility and performance of an integrated High Density Array (HDA) optical system—the 3100 Series.

This series is designed specifically with factory-installed integrated optics that produces light levels that cannot be matched with drop-in LED lamps. These fixtures offer the professional outstanding performance at a price that makes them an ideal choice for landscape lighting projects of every size.

HERE'S HOW THE 3100 SERIES SETS A NEW STANDARD



ULTIMATE JOB-SITE CONVENIENCE. The unitized LED engine—a component of the HDA Optical System—eliminates the need to open and install LED lamps into the fixture. You save time and labor. Avoid mistakes. Each fixture is shipped with the appropriate LED HDA Optical System and driver already installed to meet job site requirements.

COMPACT DESIGN CONCEALS EASILY. Maximum light output from a fixture that blends into the landscape. Tuck among plantings, integrate into garden structures or hang among tree limbs.

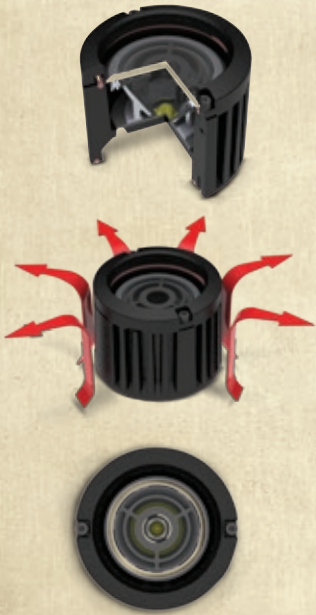
WATER TIGHT IN ANY MOUNTING POSITION. Engineered to protect all internal electronics and optics, regardless of installation position (up or down). Includes a silicone diaphragm gasket that allows fixture to breathe during thermal cycling, prevents vacuum that draws moisture into fixture.

INCLUDES VISTA LED HDA OPTICAL SYSTEM. Your choice of three power levels (4.5W, 9.5W or 13W) and four available beam spread distributions (VNS, SP, MF or WF) that deliver light equivalence of 20W to 50W halogen sources (200 to 740 lumens). Available in three color temperatures – Warm (3000°K), Neutral (4000°K) and Cool (5000°K).

CUSTOMIZE TO YOUR APPLICATION. Choose from 16 standard colors, plus add accessories like specialty lenses, internal shields, or barn doors and louvers. Your fully customized fixture ships from Vista within 24 hours of your order.



HIGH-PERFORMANCE LED HIGH DENSITY ARRAY (HDA) OPTICAL SYSTEM



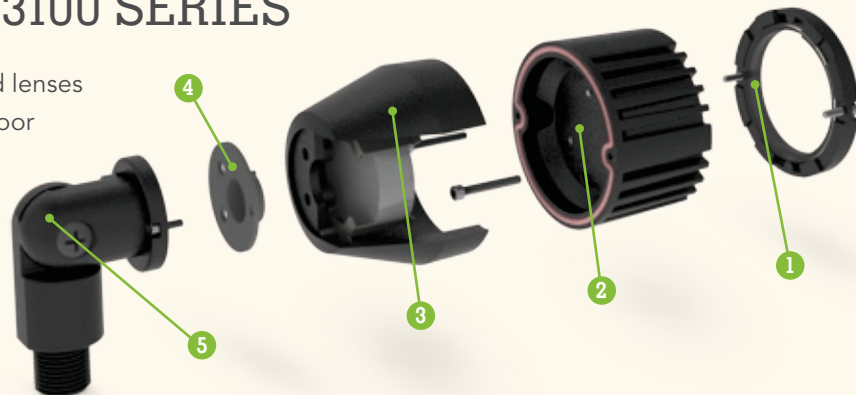
UNITIZED LED ENGINE CONSTRUCTION. The unitized LED engine component of the High Density Array (HDA) Optical System combines a high performance Cree® MT-G2 High Density Array (HDA) LED with proven optics and beam shapers mounted onto a precision-designed die cast aluminum heat sink/housing module for maximum light performance. The High Density Array (HDA) Optical System completely locks out all moisture, while insulating the driver compartment from excessive heat.

ADVANCED THERMAL MANAGEMENT. The LED engine construction optimizes the ability to dissipate heat effectively away from the LED while keeping the driver cool, even in a sealed fixture. Metal core PCB substrates used to mount the LED also increases heat transfer, allowing the High Density Array (HDA) Optical System to be driven at higher power levels than standard LED solutions.

HIGH PERFORMANCE OPTICS. Performance proven optics with beam shapers and source shielding produce uniform lighting distributions with no hot spots or shadows. Light is delivered where you want it with no glare or wasted spill light.

ANATOMY OF THE 3100 SERIES

1 DOOR/LENS ASSEMBLY – Tempered lenses are silicone-sealed into the die cast door for rigidity. The door is designed with integral drain slots to shed water while maintaining structural integrity; the unitized LED engine seals to the glass, eliminating another point of water entry.



2 UNITIZED LED ENGINE– In combination with the door assembly, this makes up the LED HDA Optical System. The unitized LED engine component maximizes heat transfer, while housing all optics, LED and beam shapers, and is a sealed module for optimal performance.

3 DIE CAST DRIVER HOUSING – Holds the LED driver and is electrically connected to the unitized LED Engine, while being environmentally isolated. This construction protects against moisture and dust intrusion.


4 HIGH TEMPERATURE SILICONE DIAPHRAGM GASKET – Incorporates an innovative air valve that prevents vacuum from forming within the fixture during dramatic temperature changes. In conventional sealed fixtures, a vacuum forms inside the fixture during the cool down period. The vacuum draws in outside moisture. Vista's ingenious air valve allows pressure balancing, eliminating moisture intrusion.

5 EXTRA-STRENGTH KNUCKLE – Assures fixture holds aim, season after season. Composite materials isolate fixture from corrosive soils.

3100 SERIES FEATURES & SPECIFICATIONS

- » Designed and manufactured in USA
- » (4) Models: 3105, 3106, 3107, 3108
- » Comparable light levels in the 20W to 50W+ range (200 to 740 Lumens)
- » Light patterns from Very Narrow Spot, Narrow Spot, Medium Flood and Wide Flood
- » Wattages from 4.5W to 13W
- » Dimming using Vista vPRO electronic transformer or most magnetic transformers
- » Accessories: Barn Doors, Full Shield and Half Shield available; accessories attach into the underside of the fixture door providing a fastener-free appearance
- » Low voltage inputs: Integral drivers suitable for 9-15VAC inputs

ACCESSORIES



« Barn Doors



« Full Shield



« Half Shield



« Internal Source Shield



« Specialty Lenses



LANDSCAPE
LIGHTING

VISTAGREEN
RESPONSIBLE LIGHTING SOLUTIONS



AMERICAN MADE
Since 1984

1625 Surveyor Ave | Simi Valley, CA 93063

t: 805-527-0987 | 800-766-VISTA (8478) | f: 888-670-VISTA (8478) | email@vistapro.com | vistapro.com