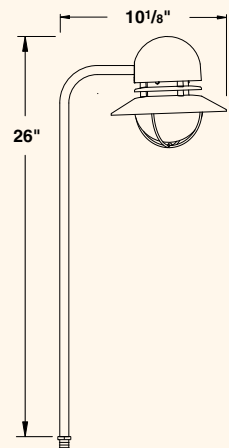
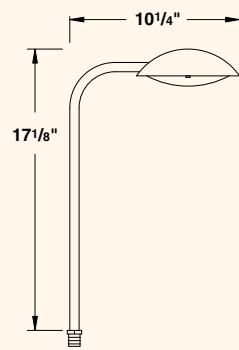




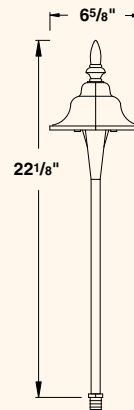
**6520**  
Aluminum  
20 W max (halogen)  
T3 Lamp or LED  
LN-10 T3 Std



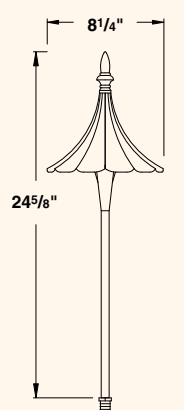
**7217**  
Aluminum  
20 W max (halogen)  
T3 Lamp or LED  
LN-10 T3 Std



**7206**  
Aluminum  
20 W max (halogen)  
T3 Lamp or LED  
LN-10 T3 Std



**9215**  
Aluminum  
20 W max (halogen)  
T3 Lamp or LED  
LN-10 T3 Std



	HOUSING	LENS
<b>7206</b>	<ul style="list-style-type: none"> <li>» Die-cast</li> <li>» Copper-free aluminum</li> </ul>	<ul style="list-style-type: none"> <li>» Clear</li> <li>» High impact polycarbonate</li> </ul>
<b>7217</b>	<ul style="list-style-type: none"> <li>» Die-cast</li> <li>» Copper-free aluminum</li> </ul>	<ul style="list-style-type: none"> <li>» Clear</li> <li>» Molded</li> <li>» High impact polycarbonate</li> </ul>
<b>6520</b>	<ul style="list-style-type: none"> <li>» Die-cast</li> <li>» Copper-free aluminum</li> <li>» Turn-to-Lock lamp enclosure</li> <li>» Tool free lamp access</li> </ul>	<ul style="list-style-type: none"> <li>» Textured Tuffak® lens</li> <li>» Spread distribution</li> <li>» High impact polycarbonate</li> </ul>
<b>9215</b>	<ul style="list-style-type: none"> <li>» Die-cast</li> <li>» Copper-free aluminum</li> </ul>	<ul style="list-style-type: none"> <li>» Clear</li> <li>» High impact polycarbonate</li> </ul>
<b>STEM</b>		
<ul style="list-style-type: none"> <li>» 1/4" Pipe</li> <li>» Schedule 40 aluminum</li> </ul>		

<b>FINISH</b>	<ul style="list-style-type: none"> <li>» Polyester powder-coated finish. See ordering information for available colors.</li> </ul>
<b>SOCKET/LAMP HOLDER</b>	<ul style="list-style-type: none"> <li>» Proprietary ceramic socket</li> <li>» Nickel contacts</li> <li>» Stainless steel springs</li> <li>» Teflon-jacketed wire leads</li> </ul>
<b>LAMP TYPE</b>	<ul style="list-style-type: none"> <li>» Standard lamp included with fixture. For other lamp and wattage options see Lamp Guide, pages 128-130.</li> </ul>
<b>PHOTOMETRICS</b>	<ul style="list-style-type: none"> <li>» For photometric data, see pages 131-149.</li> </ul>
<b>MOUNTING</b>	<ul style="list-style-type: none"> <li>» 1/2" NPT custom bushing on bottom of stem</li> <li>» Stress dispersing collar</li> <li>» Fixture may be mounted into threaded hubs in junction boxes, ground stakes, or mounting canopies.</li> <li>» See ordering information for mounting options. For optional mounting accessories, see pages 126-127.</li> </ul>
<b>FASTENERS</b>	<ul style="list-style-type: none"> <li>» Stainless steel fasteners</li> </ul>
<b>WIRING</b>	<ul style="list-style-type: none"> <li>» Prewired with a three-foot pigtail of 18-2 direct-burial cable and underground connectors for a secure connection to the supply cable.</li> </ul>

**LED SPECIFICATIONS** Look for this mark on products where LED options are available.

LED Lamp	Integrated LED
High Output Plug-in LED lamp with Vista exclusive smart-driver, powered to operate for 30,000 hours with an operating voltage of 9-15 VAC. See page 128 for extended specifications and options.	High Output LED lamp assembly with Vista exclusive smart-driver, powered to operate for 50,000 hours with an operating voltage of 9-15 VAC. See page 130 for extended specifications and options.

**ORDERING INFORMATION** Select appropriate choice from each column example: PR-7206-B-10 T3

Mounting	No.	Finish	Lamp	Lenses/Accessories
PR Ground stake	7206 7217 6520 9215	B Black Z Architectural Bronze DZ Dark Bronze LZ Light Bronze SB Special Bronze G Verde P Pewter BR Architectural Brick GT Granite TC Terracotta R Rust HG Hunter Green M Mocha WB Weathered Bronze WI Weathered Iron W White	LAMP See reference codes, pages 128-130  INTEGRATED LED See reference codes, page 130, group B	FR Flat Frosted Lens*

**NOTE:** not all accessories are available for all fixtures. See footnotes below before ordering.  
\* Frosted lens standard for model 6520.  
Fixtures shipped with standard lamp, unless otherwise specified, and with specified mounting hardware.